

# GOLDEN AMBER CBD PASTE

## 20-50%



Ingredients: CANNABIS SATIVA BIOMASS EXTRACT,  
COCOS NUCIFERA, CERA ALBA



BEESWAX  
*Cera alba*



COCONUT OIL  
*Cocos nucifera*



HEMP EXTRACT  
*Cannabis sativa L.*

# CERTIFICATE OF ANALYSIS No.: 2020-2832

## CLIENT

Pharmahemp d.o.o. , Cesta v Gorice 8  
1000 Ljubljana, Slovenija

## SAMPLE













CBD PASTE 20%



Sample condition: SUITABLE  
Sample ID: 205271  
Sample type: Paste  
Batch No.: PA20020358A

Work order: 2020-104538  
Analysis ID: 2020\_019  
Method ID: PHL\_RPC\_12C  
Method SOP: MET-002

Sample received: 24/12/2020  
Start of analysis: 24/12/2020  
End of analysis: 28/12/2020  
Analyst: Aleksander Jefim

CANNABINOID PROFILE	Concentration [% w/w]	Expanded uncertainty [% w/w]	Graphic presentation of relative cannabinoid concentration
<b>CBDV</b> - Cannabidivarin	3.27	0.16	
<b>CBDA</b> - Cannabidiolic acid	2.63	0.13	
<b>CBGA</b> - Cannabigerolic acid	0.059	0.018	
<b>CBG</b> - Cannabigerol	0.328	0.082	
<b>CBD</b> - Cannabidiol	17.65	0.88	
<b>THCV</b> - Tetrahydrocannabivarin	0.423	0.068	
<b>CBN</b> - Cannabinol	< LOQ	n/a	
<b>CBC</b> - Cannabichromene	0.059	0.013	
<b>THC</b> - Δ-9-Tetrahydrocannabinol	0.103	0.017	
<b>THCA</b> - Δ-9-Tetrahydrocannabinolic acid	0.051	0.011	
<b>8-THC</b> - Δ-8-Tetrahydrocannabinol *	< LOQ	n/a	
<b>CBL</b> - Cannabicyclol *	< LOQ	n/a	

The results marked by \* relate to non-accredited activity.

Units and abbreviations: % w/w = weight percent, < LOQ = below the limit of quantitation (0.03 % w/w), ND = not detected, n/a = not available.

The results given herein apply only to the sample as received. Expanded Uncertainty was calculated using coverage factor  $k = 2$ , corresponding to a double standard uncertainty and characterizes the interval value in which it is possible to expect the real value with a probability of 95%. This is stated according to the ISO/IEC Guide 98-3.

Total or partial reproduction of this document is not allowed without the permit from PharmaHemp d.o.o. The document does not substitute any other legal document.

Date issued:

28/12/2020

Approved by:



mag. Marko Dragan  
Analytical Laboratory Manager

Authorized by:



dr. Boštjan Jančar  
Chief Technology Officer

End of Certificate

# CERTIFICATE OF ANALYSIS No.: 2020-1960

## CLIENT

Pharmahemp d.o.o. , Cesta v Gorice 8  
1000 Ljubljana, Slovenija

## SAMPLE

CBD PASTE 30%



Sample condition: SUITABLE  
Sample ID: 204266  
Sample type: Paste  
Batch No.: PA30020289A

Work order: 2020-80365  
Analysis ID: 2020\_245  
Method ID: PHL\_RPC\_10C  
Method SOP: MET-002

Sample received: 15/10/2020  
Start of analysis: 15/10/2020  
End of analysis: 16/10/2020  
Analyst: Janez Gerdenc

## CANNABINOID PROFILE

	Concentration [% w/w]	Expanded uncertainty [% w/w]	Graphic presentation of relative cannabinoid concentration
<b>CBDV</b> - Cannabidivarin	5.04	0.25	
<b>CBDA</b> - Cannabidiolic acid	2.00	0.10	
<b>CBGA</b> - Cannabigerolic acid	0.049	0.015	
<b>CBG</b> - Cannabigerol	0.48	0.12	
<b>CBD</b> - Cannabidiol	28.4	1.4	
<b>THCV</b> - Tetrahydrocannabivarin	0.782	0.094	
<b>CBN</b> - Cannabinol	< LOQ	n/a	
<b>CBC</b> - Cannabichromene	0.050	0.011	
<b>THC</b> - Δ-9-Tetrahydrocannabinol	0.097	0.021	
<b>THCA</b> - Δ-9-Tetrahydrocannabinolic acid	0.0336	0.0074	

Units and abbreviations: % w/w = weight percent, < LOQ = below the limit of quantitation (0.03 % w/w), ND = not detected, n/a = not available.

The results given herein apply only to the sample as received. **Expanded Uncertainty** was calculated using coverage factor  $k = 2$ , corresponding to a double standard uncertainty and characterizes the interval value in which it is possible to expect the real value with a probability of 95%. This is stated according to the ISO/IEC Guide 98-3.

Total or partial reproduction of this document is not allowed without the permit of PharmaHemp d.o.o. The document does not substitute any other legal document.

Date issued:

16/10/2020

Approved by:

mag. Marko Dragan  
Analytical Laboratory Manager

Authorized by:

dr. Boštjan Jančar  
Chief Technology Officer

End of Certificate


# CERTIFICATE OF ANALYSIS No.: 2020-1950

## CLIENT

Pharmahemp d.o.o. , Cesta v Gorice 8  
1000 Ljubljana, Slovenija

## SAMPLE

CBD PASTE 40%



Sample condition: SUITABLE  
Sample ID: 204244  
Sample type: Paste  
Batch No.: PA40020286A

Work order: 2020-78364  
Analysis ID: 2020\_245  
Method ID: PHL\_RPC\_10C  
Method SOP: MET-002

Sample received: 14/10/2020  
Start of analysis: 14/10/2020  
End of analysis: 15/10/2020  
Analyst: Janez Gerdenc

## CANNABINOID PROFILE

	Concentration [% w/w]	Expanded uncertainty [% w/w]	Graphic presentation of relative cannabinoid concentration
<b>CBDV</b> - Cannabidivarin	7.27	0.36	
<b>CBDA</b> - Cannabidiolic acid	1.166	0.058	
<b>CBGA</b> - Cannabigerolic acid	0.101	0.025	
<b>CBG</b> - Cannabigerol	1.47	0.10	
<b>CBD</b> - Cannabidiol	38.8	1.9	
<b>THCV</b> - Tetrahydrocannabivarin	1.666	0.083	
<b>CBN</b> - Cannabinol	< LOQ	n/a	
<b>CBC</b> - Cannabichromene	0.0444	0.0098	
<b>THC</b> - Δ-9-Tetrahydrocannabinol	0.134	0.023	
<b>THCA</b> - Δ-9-Tetrahydrocannabinolic acid	< LOQ	n/a	

Units and abbreviations: % w/w = weight percent, < LOQ = below the limit of quantitation (0.03 % w/w), ND = not detected, n/a = not available.

The results given herein apply only to the sample as received. **Expanded Uncertainty** was calculated using coverage factor  $k = 2$ , corresponding to a double standard uncertainty and characterizes the interval value in which it is possible to expect the real value with a probability of 95%. This is stated according to the ISO/IEC Guide 98-3.

Total or partial reproduction of this document is not allowed without the permit of PharmaHemp d.o.o. The document does not substitute any other legal document.

Date issued:

15/10/2020

Approved by:

mag. Marko Dragan  
Analytical Laboratory Manager

Authorized by:

dr. Boštjan Jančar  
Chief Technology Officer

End of Certificate

# CERTIFICATE OF ANALYSIS No.: 2020-2370

## CLIENT

Pharmahemp d.o.o. , Cesta v Gorice 8  
1000 Ljubljana, Slovenija

## SAMPLE

CBD PASTE 50%













Sample condition: SUITABLE  
Sample ID: 204746  
Sample type: Paste  
Batch No.: PA50020323F

Work order: 2020-103393  
Analysis ID: 2020\_274  
Method ID: PHL\_RPC\_10C  
Method SOP: MET-002

Sample received: 18/11/2020  
Start of analysis: 18/11/2020  
End of analysis: 19/11/2020  
Analyst: Janez Gerdenc

## CANNABINOID PROFILE

	Concentration [% w/w]	Expanded uncertainty [% w/w]	Graphic presentation of relative cannabinoid concentration
<b>CBDV</b> - Cannabidivarin	8.02	0.40	
<b>CBDA</b> - Cannabidiolic acid	1.271	0.064	
<b>CBGA</b> - Cannabigerolic acid	0.037	0.011	
<b>CBG</b> - Cannabigerol	1.307	0.091	
<b>CBD</b> - Cannabidiol	48.2	2.4	
<b>THCV</b> - Tetrahydrocannabivarin	0.062	0.013	
<b>CBN</b> - Cannabinol	< LOQ	n/a	
<b>CBC</b> - Cannabichromene	0.0355	0.0078	
<b>THC</b> - Δ-9-Tetrahydrocannabinol	0.118	0.020	
<b>THCA</b> - Δ-9-Tetrahydrocannabinolic acid	< LOQ	n/a	

Units and abbreviations: % w/w = weight percent, < LOQ = below the limit of quantitation (0.03 % w/w), ND = not detected, n/a = not available.

The results given herein apply only to the sample as received. **Expanded Uncertainty** was calculated using coverage factor  $k = 2$ , corresponding to a double standard uncertainty and characterizes the interval value in which it is possible to expect the real value with a probability of 95%. This is stated according to the ISO/IEC Guide 98-3.

Total or partial reproduction of this document is not allowed without the permit of PharmaHemp d.o.o. The document does not substitute any other legal document.

Date issued:

19/11/2020

Approved by:



mag. Marko Dragan  
Analytical Laboratory Manager

Authorized by:



dr. Boštjan Jančar  
Chief Technology Officer

End of Certificate